









Fairfield Infant and Colneis Junior Schools




Year 5 Summer Term Information 2019

Year group teachers:	<ul style="list-style-type: none"> • Mrs Livingstone (Year Group Leader) 5A • Miss Roberts 5B • Mrs Game & Mrs Castle 5C
Year group support staff:	<ul style="list-style-type: none"> • Mrs Brennan • Mrs Jones • Mrs Malheiro • Mrs Szesiak • Mrs Harvey
Dates for the diary: 	<ul style="list-style-type: none"> • Paralympic enrichment pm. Need outside PE kit. 17.5.19 • A3 History Information Page about Felixstowe Ferry, set 23.5.19 – due in 17.6.19 ~ details to follow • Year 5 visiting Year 2 for first 'Buddies' visit ~ 4.6.19 • Year 2 visiting Year 5 for second 'Buddies' visit' ~ 27.6.19 • Foxburrow Farm (science study) ~ 14.6.19 ~ letter sent on Parentmail • 5C Class Assembly ~ 3.7.19 starting at 10.15 am • Year 5 Open afternoon for parents ~ Tudor sewing – 4.7.19 – from 1.30pm • Tudor Week ~ 8th July – 12th July – Dressing up as a poor Tudor child on 12.7.19 ~ letter to follow on Parentmail • Parent's Open Evening ~ Tuesday 16th July ~ 3.30pm – 5.00pm

Curriculum areas to be covered this term in: (i.e. Subjects – areas to be covered / learning objectives)

Literacy 	<p>The children will be learning: The Tudors</p> <p>To express and justify their opinions and ideas.</p> <p>To use conjunctions and a semi-colon in a descriptive passage about Henry VIII</p> <p>To plan and write a persuasive letter.</p> <p>To plan and write an explanation text.</p> <p>To identify the modern equivalent of Tudor language.</p> <p>To write a play script using Tudor language.</p> <p>Ongoing</p> <p>~ Reading skills to be developed through guided reading sessions – VIPERS vocabulary, inference, prediction, explanation, reasoning and summarising.</p> <p>~ Spelling – weekly spellings set from lessons.</p> <p>~ Drama skills developed through The Tudors.</p> <p>Homework is set on a Monday to be completed in purple homework books.</p> <p>Read four times a week and record in reading Diary.</p>
Numeracy 	<p>The children will be learning:</p> <p>To find a fraction of a number or amount.</p> <p>To solve problems using decimals up to 3 decimal places.</p> <p>To introduce percentages.</p> <p>To convert between fractions, decimals and percentages.</p> <p>To draw and measure angles in degrees.</p> <p>To identify properties of 2D and 3D shapes.</p> <p>To estimate and explore volume and capacity.</p> <p>To use Tudor coins to calculate the cost of items.</p> <p>To use reasoning skills to solve problems related to all areas of mathematics.</p> <p>To understand and convert different units of measure (metric and imperial).</p> <p>(visit www.colneisjunior.co.uk – Curriculum – Maths page - Maths Information booklet – for explanation of terms and strategies children will use)</p> <p>Ongoing</p> <p>~ Big Maths Beat That CLICs and 'Learnt Its' tests weekly to develop calculation skills and</p>

	<p>multiplication facts up to 12 x 12.</p> <p>Homework is set on MyMaths on Thursday and due in the following Thursday – paper copy available.</p>
<p>Science</p> 	<p>The science topic is: Life Cycles</p> <p>The children will be learning:</p> <p>To describe the differences in the life cycles of a mammal, an amphibian, an insect and a bird.</p> <p>To explain the reproduction of a flowering plant.</p> <p>To explain the different stages of the human life cycle and learn about changes experienced in puberty.</p>
<p>Topic (this includes all Foundation subjects)</p> 	<p>The topic for this term is: The Tudors</p> <p>The children will be learning:</p> <p>To identify facts about Henry VIII.</p> <p>To research information using the contents/index pages (Henry's six wives).</p> <p>To identify some of the reasons for Henry's marriages.</p> <p>To identify some of the consequences of Henry's divorce from Catherine of Aragon.</p> <p>To distinguish between 'wealth' and 'poverty' in Tudor times.</p> <p>To compare the different life styles of Tudor society.</p> <p>To identify the differences in food eaten by rich and poor in Tudor times.</p> <p>To identify the different herbs used in Tudor times.</p> <p>Art ~ Christopher Ofili and Tudor Portraits</p> <p>To use layering techniques in the style of the artist Christopher Ofili.</p> <p>To draw a portrait using the correct proportions.</p> <p>To use watercolour paints to mix a suitable skin tone.</p> <p>To use watercolour techniques to produce a variety of shades.</p> <p>To evaluate the Tudor portrait.</p> <p>Design Technology ~ (Textiles) Tudor bag</p> <p>To design, make and evaluate a suitable Tudor bag.</p> <p>To cross-stich on material to create a suitable Tudor design.</p> <p>To practise and use an appropriate stitch.</p> <p>Food Technology</p> <p>To make, taste and evaluate the Tudor dish called potage.</p>
<p>PE</p> 	<p>The children will be developing skills in:</p> <p>Athletics – To develop their jumping, throwing, running and relay skills.</p> <p>Games – Cricket and Rounders skills ~ To develop their throwing, catching, positional and tactical skills.</p> <p>PE days: Tuesday and Wednesday for 5A. Tuesday and Thursday for 5B and 5C</p> <p>Swimming is on alternate Tuesdays and Thursdays.</p> <p>N.B. No earrings or jewellery to be worn on PE/swimming days. Hair to be tied back.</p> <p>Equipment needed: Named PE kits (black or navy shorts, plain white or 'house' coloured T-shirt for indoor PE. For outdoor Games: trainers, tracksuit trousers, a sweatshirt or old jumper are also needed). Named swimming kits (swimming costume, hat and towel).</p> <p>If your child is unable to do PE/swimming for any reason, please send a note in to the class teacher.</p>
<p>RE</p> 	<p>The children will be learning:</p> <p>To understand all about the Qur'an, and the importance of it to Muslim's. They will be investigating which beliefs and values are important to Sikhs.</p>
<p>Music</p> 	<p>The children will be learning:</p> <p>Learning to sing, rap and compose alternative lyrics (related to Stop! - anti bullying song)</p> <p>Reflect, rewind and replay: revision of all musical aspects covered in Year 5.</p>

French 	The children will be learning: To be able to express opinions ~ likes and dislikes. To be able to ask and say the time. To be able to talk about school day, time and subjects.
Computing 	The children will be learning: To use the internet to research information about a chosen area of Tudor life. To write algorithms to create a two-player game using Scratch.
PSHE 	The children will be learning: Getting on and Falling Out To be identify that all relationships are different and we have different ways of behaving with different people. To accept and appreciate people’s friendship. To be able to see a situation from another person’s perspective. To be inclusive and not judge or exclude others. To know what makes a good leader. Moving on To think about their personal and learning goals, what they have achieved so far this year and what they would like to achieve in Y6 and beyond. To think about Growing Up – social, emotional and relationship changes related to becoming a teenager. To think about how behaviour can affect others and what we mean by social responsibility and criminal responsibility. To understand how to evaluate risk and apply it in everyday life.
Homework	<ul style="list-style-type: none"> • Spelling Homework and spelling lists will be given out on a weekly basis. Please ask your child’s teacher if you would like advice on how best to support your child at home with their spellings. We are using a new approach to spelling which will allow the children to build on previous knowledge and explore pattern, rule and structure so they are able to define their rules for a particular spelling pattern. They will have a weekly spelling test. • Maths Homework is given out on a weekly basis. It will support what your child has been learning in lessons. Please ask your child’s teacher if you would like advice on how best to support your child at home with their Maths learning. • Additional Homework ~ Information poster for science. This task will be set later in the spring term. It will allow your child to research and present factual information as an A4 poster. They will need to consider how information is presented and how best to use pictures/photos and diagrams to support their writing. • WOW word of the week ~ developing pupil’s vocabulary through a weekly Wow word set in assembly and completed at home. <p><i>We appreciate that you are keen to support your child, but please encourage them to do as much of their homework task as they can for themselves.</i></p>

Additional information about ways in which you can help your child at home:

- Encourage them to organise their own things ready for school and to take care of their belongings. They need their Homework Diary, Reading Book and Reading Record every day.
- Encourage them to talk about what they have learnt in school that day.
- Teach them how to tell the time using an analogue and digital clock.
- Encourage them to bring in items of interest related to their work.
- Encourage your child to read on a daily basis. Little and often is the key and each day only needs 10 or 15 minutes.

- Encourage your child to read to you and answer questions about what they have read. This continues to be important as your child moves up the school. (There are ideas in the reading booklets given out at parents' evening and on the school website www.colneisjunior.co.uk Curriculum – Reading at Home.)
- Encourage your child to organise themselves so that their homework tasks are handed in on time.