






Fairfield Infant and Colneis Junior Schools






Year 5 Spring Term 2019 Information

Year group teachers:	<ul style="list-style-type: none"> • Mrs Livingstone (Year Group Leader) 5A • Miss Roberts 5B • Mrs Game & Mrs Castle 5C
Year group support staff:	<ul style="list-style-type: none"> • Mrs Brennan • Mrs Jones • Mrs Malheiro • Mrs Szesiak • Mrs Harvey
Dates for the diary: 	<ul style="list-style-type: none"> • Year 5 Geography Walk around Felixstowe ~ 5A – 30/1/19 5B – 28/1/19 5C – 1/2/19. • Year 5 Earth and Space Day with visiting Planetarium – Thursday 31st January • Year 5 Open Afternoon for parents ~ French Food! ~ Monday 25th February ~ 1.30 – 3.00pm • Year 5 Food Technology taking place during the week of 5th March ~ Cheese and potato pie ~ please notify the office with any allergy information • 5B Class Assembly ~ Wednesday 6th February ~ 10.15am • 5A Class Assembly ~ Wednesday 13th February ~ 10.15am • Year 5 visit to Methodist Church ~ Tuesday 26th March 2019 am

Curriculum areas to be covered this term in: (i.e Subjects – areas to be covered / learning objectives)

Literacy 	<p>The children will be learning : Author Study ~ Roald Dahl</p> <p>To develop editing and proof reading techniques</p> <p>To use connectives to extend sentences</p> <p>To identify and use 'tension' techniques in a chase scene</p> <p>To plan and write a recount from a particular character's point of view</p> <p>To identify and use inverted commas (and other speech punctuation)</p> <p>To plan and write a conversation between two characters using inverted commas</p> <p>To use interesting adjectives to describe a setting</p> <p>To create a character in the style of class' Roald Dahl story</p> <p>To plan and write a story in the style of class' Roald Dahl story</p> <p>To use commas to mark clauses, of additional information, in sentences</p> <p>To plan and write a persuasive letter ~ (cross-curricular link to Towns and Settlements topic)</p> <p>Ongoing</p> <p>~ Reading Skills to be developed through Guided Reading Sessions – particular focus on developing inference and deduction skills</p> <p>~ Phonics, letter patterns and suffixes/prefixes to be developed every week and consolidated through weekly homework.</p> <p>~ Drama skills developed through primarily through literacy and topic subjects - Towns and Settlements.</p> <p>~ Philosophy Skills developed in a range of subject areas.</p> <p>Spellings are set on Monday and tested/sentences due in on Friday.</p>
Numeracy 	<p>The children will be learning :</p> <p>To continue to use their knowledge of 'place value' – including decimal numbers.</p> <p>To use < and > symbols correctly</p> <p>To multiply numbers up to 4 digits by 2 digits</p> <p>To divide numbers using a formal written method of short division and interpret remainders appropriately for the context.</p> <p>To recognise the language used in word problems to identify which operation (+ - x ÷) is needed to calculate the answer in multi-step problems</p> <p>To demonstrate reasoning</p> <p>To use the RUCSAC strategy for problem solving (multi-step)</p> <p>To solve problems involving perimeter and area</p>

	<p>To be able to find fractions, decimals and percentages of a number (visit www.colneisjunior.co.uk – Curriculum – Maths page - Maths Information booklet – for explanation of terms and strategies children will use)</p> <p>Ongoing ~ Big Maths Beat That CLICs and ‘Learn Its’ tests weekly to develop calculation skills and recall of Times Tables and Number Bonds ~ Times table test every other week</p> <p>Homework is MyMaths and is set on a Thursday, to be completed by the following Thursday. A paper copy is available if you are unable to log on.</p>
<p>Science</p> 	<p>The science topics are: Earth and Space and Properties and changes of materials</p> <p>The children will be learning : To place the Earth, Sun and Moon in size order To explain that the Earth takes a year to make a complete orbit of the Sun To explain how a shadow changes throughout the day To explain that day and night are as a result of the Earth spinning on its axis To explain that the Moon takes 28 days to orbit the Earth To show how the Moon changes appearance during a 28 day cycle To compare and group everyday materials To describe a solid, liquid and a gas and use knowledge to decide how mixtures might be separated. To explain how gases are different from solids and liquids To provide evidence that air is ‘real’ To identify and name the gases that make up air To identify and explain the processes of evaporation and condensation and the factors that effect them To plan, carry out, observe and record results of a ‘Fair Test’ investigation of evaporation To demonstrate that some changes of state are reversible and that some changes result in the formation of new materials</p>
<p>Topic (this includes all Foundation subjects)</p> 	<p>The topic for this term is: Towns and Settlements</p> <p>The children will be learning : To understand the physical features of the UK in relation to Europe, other continents and the world To identify and locate the physical features of East Anglia and compare them in the context of the rest of the UK To identify land use in and around Felixstowe and use the correct vocabulary. To identify and match Ordnance Survey symbols to physical features To understand and identify grid references, latitude and longitude and time zones in relation to local, national and world maps. To use Ordnance Survey symbols to represent physical features on a map To use an 8 point/16 point compass for direction To understand how the environment can be enhanced or damaged.</p> <p>Art ~ To investigate and combine visual and tactile materials and processes through collage To use watercolour paints to create a ‘Minpins’ view To use a pen to create a variety of shading techniques To use a variety of sketching pencils to use shading to show three dimensions To use shading skills to reproduce a ‘still life’ drawing To recreate ‘Quentin Blake’ style character drawings To repeat a section of drawing (map) to create an abstract design</p> <p>Food Technology To prepare, make and evaluate cheese and potato pie.</p>
<p>PE</p> 	<p>The children will be developing skills in:</p> <ul style="list-style-type: none"> • Gymnastics – ‘Flight’ ~ To create, refine and perform fluent sequences using jumps and other actions • Games – Frisbee ~ Delivered by Premier Sports and the class teacher • Dance - Based on the Haka ~ To refine and adapt compositional ideas <p>PE days: Outdoor Games is on a Friday. Indoor PE is on a Tuesday for 5A and Thursday for 5B and 5C. Swimming is on alternate Tuesdays and Thursdays. N.B. No earrings or jewellery to be worn on PE/swimming days. Hair to be tied back.</p>

	<p>Equipment needed: Named PE kits (black or navy shorts, plain white or 'house' coloured T-shirt for indoor PE. For outdoor Games: trainers, tracksuit trousers, a sweatshirt or old jumper are also needed). Named swimming kits (swimming costume, hat and towel). If your child is unable to do PE/swimming for any reason, please send a note in to the class teacher.</p>
<p>RE</p> 	<p>The children will be learning: To understand the beliefs of Humanism. To understand all about the different aspects of a Christian community including how Christian beliefs are expressed, the role of Jesus, Christian sacred texts, the places of worship and the role of the church in the wider community. A visit to Trinity Methodist Church will support this learning.</p>
<p>Music</p> 	<p>The children will be learning: All about Jazz – listening and appraising, playing instruments using notes DEFGAB, note values and rests and improvising on instruments. Benjamin Britten – A tragic story – singing and performing.</p>
<p>French</p> 	<p>The children will be learning: To develop understanding of French food and to be able to order food from a menu. To discuss likes and dislikes and give reasons. To formulate instructions on how to prepare food.</p>
<p>ICT</p> 	<p>The children will be learning: To create a news report by planning, filming and editing. To use control programs to write, test and debug simple algorithms. To write simple computer code to create their own games using Scratch.</p>
<p>PSHE</p> 	<p>The children will be learning:</p> <ul style="list-style-type: none"> • To think about their personal and learning goals and what they have achieved so far. To think about how they become better learners and how they can celebrate what they have achieved so far. • To think about how behaviour can affect others and what we mean by social responsibility and criminal responsibility. • To think about how to control anger and what assumptions we might make about others.
<p>Homework</p>	<ul style="list-style-type: none"> • Spelling Homework and spelling lists will be given out on a weekly basis. Please ask your child's teacher if you would like advice on how best to support your child at home with their spellings. We are using a new approach to spelling which will allow the children to build on previous knowledge and explore pattern, rule and structure so they are able to define their rules for a particular spelling pattern. They will have a weekly spelling test. • Maths Homework is given out on a weekly basis. It will support what your child has been learning in lessons. Please ask your child's teacher if you would like advice on how best to support your child at home with their Maths learning. • Additional Homework ~ Information poster for science. This task will be set later in the spring term. It will allow your child to research and present factual information as an A4 poster. They will need to consider how information is presented and how best to use pictures/photos and diagrams to support their writing. • WOW word of the week ~ developing pupil's vocabulary through a weekly Wow word set in assembly and completed at home <p><i>We appreciate that you are keen to support your child, but please encourage them to do as much of their homework task as they can for themselves.</i></p>

Additional information about ways in which you can help your child at home:

- Encourage them to organise their own things ready for school and to take care of their belongings. They need their Homework Diary, Reading Book and Reading Record every day.
- Encourage them to talk about what they have learnt in school that day.
- Teach them how to tell the time using an analogue and digital clock and encourage them to continue to learn their times table facts.
- Encourage them to bring in items of interest related to their learning.
- Encourage your child to read on a daily basis. Little and often is the key and each day only needs 10 or 15 minutes.

- Encourage your child to read to you and answer questions about what they have read. This continues to be important as your child moves up the school. (There are ideas in the reading booklets given out at parents' evening and on the school website www.colneisjunior.co.uk Curriculum – Reading at Home.)
- Encourage your child to organise themselves so that their homework tasks are handed in on time.