








# The Federation of Fairfield Infant and Colneis Junior School





## Year 5 Summer Term Information 2017

<b>Year group teachers:</b>	<ul style="list-style-type: none"> <li>Ms Spurgeon (Year Group Leader) 5S</li> <li>Miss Roberts 5R</li> <li>Mrs Game &amp; Mrs Castle 5A</li> </ul>
<b>Year group support staff:</b>	<ul style="list-style-type: none"> <li>Mrs Norman</li> <li>Mrs Walker</li> <li>Mrs Barker</li> <li>Mrs Hall</li> <li>Mrs Szczesiak</li> </ul>
<b>Dates for the diary:</b> 	<ul style="list-style-type: none"> <li>5S Class Assembly ~ <b>Thursday</b> 8th June at 10.15am</li> <li>5A Class Assembly ~ Wednesday 21<sup>st</sup> June at 10.15am</li> <li>5R Class Assembly ~ Wednesday 28<sup>th</sup> June at 10.15am</li> <li>Year 2 visiting Year 5 for first 'Buddies' visit ~ Tuesday 6<sup>th</sup> June</li> <li>Year 5 DT morning at Felixstowe academy – Thursday 15<sup>th</sup> June (letter to follow)</li> <li>Year 5 visiting Year 2 for second 'Buddies' visit' ~ Thursday 29<sup>th</sup> June</li> <li>A3 Tudor Information Page set Thursday 25<sup>th</sup> May - to be handed in by Thursday 22<sup>nd</sup> June</li> <li>Year 5 Open morning for parents ~ Tudor Craft – Wednesday 5th July – from 9.30 - details to follow</li> <li>Tudor Week ~ Monday 3rd July ~ Friday 7th July (more details to follow)</li> <li>Science study visit – to be arranged</li> </ul>

### Curriculum areas to be covered this term in: (i.e Subjects – areas to be covered / learning objectives)

<b>Literacy</b> 	<p><b>The children will be learning :</b> The Tudors</p> <ul style="list-style-type: none"> <li>To use different openers to start my sentences</li> <li>To vary the structure and order of a sentence</li> <li>To write Kenning poems</li> <li>To express and justify their opinions and ideas</li> <li>To use connectives in a descriptive passage about Henry VIII</li> <li>To plan and write a Persuasive Letter ~ (The Tudors topic)</li> <li>To plan and write an Explanation Text ~ (Life Cycles topic)</li> <li>To identify the modern equivalent of Tudor language</li> <li>To write a play script using Tudor language</li> </ul> <p><b>Ongoing</b></p> <ul style="list-style-type: none"> <li>~ Reading Skills to be developed through Guided Reading Sessions – particular focus on developing inference and deduction skills</li> <li>~ Phonics, homophones and other words that get confused, letter patterns and suffixes/prefixes, plurals: to be developed every week and consolidated through weekly homework.</li> <li>~ Drama skills developed through The Tudors.</li> <li>~ Philosophy Skills developed in weekly sessions and as it arises in other subject areas.</li> </ul> <p><b>(Homework is set on a Thursday, to be handed in by the following Monday.)</b></p> <p><b>Library day/times:</b></p> <ul style="list-style-type: none"> <li><b>5A</b> ~ Tuesday afternoon</li> <li><b>5S</b> ~ Monday afternoon</li> <li><b>5M</b> ~ Tuesday afternoon</li> </ul>
<b>Numeracy</b> 	<p><b>The children will be learning :</b></p> <ul style="list-style-type: none"> <li>To identify angles and 3D shapes</li> <li>To calculate the area, perimeter and volume of 2D and 3D shapes</li> <li>To investigate statements about a set of data from tables and graphs</li> <li>To accurately draw a graph to represent a set of data</li> <li>To draw the hour hand correctly on an analogue clock</li> <li>To write an analogue time as a digital time (&amp; vice versa)</li> <li>To read time using 12 and 24 hour clocks</li> </ul>

	<p>To read timetables using 24 hour clock          To solve time word problems          To use Tudor coins to calculate the cost of items          To use reasoning skills to solve problems related to all areas of mathematics          To recognise and use prime numbers, square numbers, cube numbers          To understand and convert different units of measure (metric and imperial)</p> <p>(visit <a href="http://www.colneisjunior.co.uk">www.colneisjunior.co.uk</a> – Curriculum – Maths page - Maths Information booklet – for explanation of terms and strategies children will use)</p> <p><b>Ongoing</b>          ~ Big Maths Beat That CLICs and ‘Learnt Its’ tests weekly to develop calculation skills and recall of Times Tables and Number Bonds</p> <p><b>(Homework is set on a Monday, to be handed in by the following Thursday.)</b></p>
 <p><b>Science</b></p>	<p><b>The science topics are:</b> Life Cycles  <b>The children will be learning :</b>          To describe the differences in the life cycles of a mammal, an amphibian, an insect and a bird          To draw the life cycle of a flowering plant, explain where seeds are produced and how seeds are dispersed          To label the parts of a flower          To explain the different stages of the human life cycle and learn about changes experienced in puberty</p>
<p><b>Topic (this includes all Foundation subjects)</b></p> 	<p><b>The topic for this term is:</b> The Tudors  <b>The children will be learning :</b>          To identify facts about an Historical Tudor figure          To research information using the contents/index pages (Henry’s six wives)          To identify some of the reasons for Henry’s marriages          To identify some of the consequences of Henry’s divorce from Catherine of Aragon          To distinguish between ‘wealth’ and ‘poverty’ in Tudor times          To compare the different life styles of Tudor society          To identify the differences in food eaten by rich and poor in Tudor times          To identify the different herbs used in Tudor times</p> <p><b>Art ~ Tudor Portraits</b>          To draw a portrait using the correct proportions          To use watercolour paints to mix a suitable skin tone          To use watercolour techniques to produce a variety of shades          To evaluate the Tudor portrait</p> <p><b>Design Technology ~ (Textiles) Tudor bag</b>          To design, make and evaluate a suitable Tudor bag          To print on material to create a suitable Tudor design.          To make a paper pattern          To practise and use an appropriate stitch</p>
<p><b>PE</b></p> 	<p><b>The children will be developing skills in:</b></p> <ul style="list-style-type: none"> <li>• <b>Athletics</b> – To develop their jumping, throwing, running/pacing skills</li> <li>• <b>Games</b> – Cricket and Rounders skills ~ To develop their positional and tactical skills</li> </ul> <p><b>PE days:</b> Outdoor Games is on a <b>Tuesday</b>. Indoor PE is on a <b>Thursday</b>. However, children should have both indoor and outdoor kits available at all times. Swimming is on a <b>Wednesday</b>.  <b>N.B.</b> No earrings or jewellery to be worn on PE/swimming days. Hair to be tied back.  <b>Equipment needed:</b> Named PE kits (black or navy shorts, plain white or ‘house’ coloured T-shirt for indoor PE. For outdoor Games trainers, tracksuit trousers, a sweatshirt or old jumper are also needed). Named swimming kits (swimming costume, hat and towel).          If your child is unable to do PE/swimming for any reason, please send a note in to the class teacher.</p>
<p><b>RE</b></p> 	<p><b>The children will be learning:</b>          To understand all about the different aspects of ‘Our World’, including the different world religions’ Creation Stories and their beliefs about the world and our responsibilities.</p>

<b>Music</b> 	<p><b>The children will be learning:</b>  Learning to sing, rap and compose alternative lyrics (related to Stop! - anti bullying song)  Reflect, rewind and replay: revision of all musical aspects covered in Year 5.</p>
<b>French</b> 	<p><b>The children will be learning:</b>  To develop understanding of French food and to be able to order food from a menu.  To identify and name features of a town / city. Including: places, directions, and time.  To be able to talk about holidays by giving opinions and explaining holiday plans.</p>
<b>ICT</b> 	<p><b>The children will be learning:</b>  To use the internet to research information about a chosen area of Tudor life  To be able to understand binary and quick response codes that are used by computers.  To create a simple computer game using Scratch.</p>
<b>PSHE</b> 	<p><b>The children will be learning:</b></p> <ul style="list-style-type: none"> <li>• To think about their personal and learning goals, what they have achieved so far this year and what they would like to achieve in Y6 and beyond.</li> <li>• To think about their learning powers and how to become better learners.</li> <li>• To think about Growing Up – social, emotional and relationship changes related to becoming a teenager.</li> <li>• Citizenship and responsibility in the Global Community.</li> <li>• Media Bias – can the media be biased?</li> </ul>
<b>Homework</b>	<ul style="list-style-type: none"> <li>• Spelling Homework and spelling lists will be given out on a weekly basis. Please ask your child's teacher if you would like advice on how best to support your child at home with their spellings. We are using a new approach to spelling which will allow the children to build on previous knowledge and explore pattern, rule and structure so they are able to define their rules for a particular spelling pattern. They will have a weekly spelling test.</li> <li>• Maths Homework is given out on a weekly basis. It will support what your child has been learning in lessons. Please ask your child's teacher if you would like advice on how best to support your child at home with their Maths learning.</li> <li>• Additional Homework ~ Tudor Information page (A3) for history. This task will be set on Thursday 25<sup>th</sup> May and will be due in by Thursday 22<sup>nd</sup> June. It will allow your child to continue to develop their research skills and present information on their chosen aspect of Tudor life as an Information text. They will need to consider the contrast between the lives of the rich and poor.</li> </ul> <p><i>We appreciate that you are keen to support your child, but please encourage them to do as much of their homework task as they can for themselves.</i></p>

**Additional information about ways in which you can help your child at home:**

- Encourage them to organise their own things ready for school and to take care of their belongings. They need their Homework Diary, Reading Book and Reading Record every day.
- Encourage them to talk about what they have learnt in school that day.
- Teach them how to tell the time using an analogue and digital clock.
- Encourage them to bring in items of interest related to their work.
- Encourage your child to read on a daily basis. Little and often is the key and each day only needs 10 or 15 minutes.
- Encourage your child to read to you and answer questions about what they have read. This continues to be important as your child moves up the school. (There are ideas in the reading booklets given out at parents' evening and on the school website [www.colneisjunior.co.uk](http://www.colneisjunior.co.uk) Curriculum – Reading at Home.)
- Encourage your child to organise themselves so that their homework tasks are handed in on time.